

COLORBOND® steel
Standard colour range¹




CLASSIC CREAM™
SA = 0.32. BCA = L




SURFMIST® 6
SA = 0.32. BCA = L



PAPERBARK®
SA = 0.42. BCA = M



EVENING HAZE®
SA = 0.43. BCA = M




SHALE GREY™
SA = 0.43. BCA = M




DUNE® 6
SA = 0.47. BCA = M




COVE™
SA = 0.54. BCA = M




WINDSPRAY® 6
SA = 0.58. BCA = M




PALE EUCALYPT®
SA = 0.60. BCA = M




GULLY™
SA = 0.63. BCA = D




MANGROVE®
SA = 0.64. BCA = D




WALLABY®
SA = 0.64. BCA = D



JASPER®
SA = 0.68. BCA = D




MANOR RED®
SA = 0.69. BCA = D



TERRAIN®
SA = 0.69. BCA = D




BASALT®
SA = 0.69. BCA = D




WOODLAND GREY®
SA = 0.71. BCA = D



MONUMENT®
SA = 0.73. BCA = D




IRONSTONE®
SA = 0.74. BCA = D



COTTAGE GREEN®
SA = 0.75. BCA = D



DEEP OCEAN® 6
SA = 0.75. BCA = D



NIGHT SKY®
SA = 0.96. BCA = D

All colours in the COLORBOND® steel standard colour range are available in COLORBOND® Ultra steel for coastal and industrial environments. Please speak to your supplier for more information regarding availability.